



TANKING YOU

Phone Tony for the best prices on supply and installation



0418 827 200

maxiplas

"MAXIMUM QUALITY, MAXIMUM STRENGTH, ITS GOTTA BE MAXIPLAS"

www.maxiplas.com



SUBURBAN RANGE

- UV-stabilised for long life
- 10 year warranty Maxicubes
- 25 year warranty Round Tanks pro rata
- Superior strength by design
- Solid one piece construction
- Manufactured from food grade polymer
- Designed to exceed Australian Standards
- Australian made and owned

DEPEND ON
DAVEY

WATER PRODUCTS



MAXIPLAS PTY LTD | 535 SOUTH ROAD, REGENCY PARK SA 5010


| PHONE 08 8244 2544

| FAX 08 8244 2599

SUBURBAN RANGE



Your local MAXIPLAS reseller:



AVAILABLE COLOURS

Smooth Cream	Merino	Beige	Surf Mist	Mist Green	River Gum	Slate Grey	Mountain Blue	Heritage Red	Heritage Green
--------------	--------	-------	-----------	------------	-----------	------------	---------------	--------------	----------------

INSTALLATION GUIDE

Tanks must be installed on a smooth, solid, level surface - either a concrete slab of approximately 100mm larger than the tank or a boxed and compacted sand base that is at least 300mm larger than the tank. We recommend that the 500L, 700L, 1000L and 1050L tanks are installed on a concrete base.

Ensure that the tank overflow is plumbed into the storm water system or piped away from the tank to prevent it washing away the base material.

Maxicube tanks must be securely attached to a wall at the top by the brackets supplied.

Minimum 25mm clearance is required between the tank and any other object.

Flexible hose must be used to connect any rigid pipe work to the tank outlet.

Pipes connected to the tank must not rely on the tank for support.

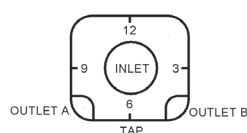
Lower inlet height available upon request on the 2500L and 5000L round tanks.

Maxicube tanks can be simply connected together to increase water storage capacity while still maintaining strength and ease of handling.

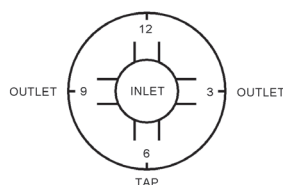
Pump cover available in all colours.
Dimensions: 590mm width, 400mm depth, 570mm height.

OUTLET / INLET

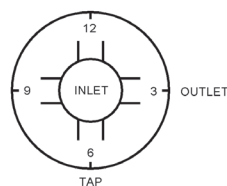
500L / 700L / 1050L MAXICUBES



1000L ROUND



2500L / 5000L / 5400L ROUND



500L maxicube

DIMENSIONS: Height 1530mm
Width 670mm
Depth 600mm

700L maxicube

DIMENSIONS: Height 2100mm
Width 670mm
Depth 600mm

1050L maxicube

DIMENSIONS: Height 2100mm
Width 790mm
Depth 750mm

1000L round

DIMENSIONS: Height 1990mm
Width 900mm
Depth 900mm

2000L round

DIMENSIONS: Height 1670mm
Width 1400mm
Depth 1400mm

2500L round

DIMENSIONS: Height 2040mm
Width 1400mm
Depth 1400mm

5000L round

DIMENSIONS: Height 2170mm
Width 1800mm
Depth 1800mm

5400L round

DIMENSIONS: Height 2320mm
Width 1800mm
Depth 1800mm

Capacities and dimensions are approximate due to variable shrinkage during the manufacturing process. Tanks are supplied with a leaf strainer, 90mm overflow outlet, brass outlet with ball valve. In an ongoing commitment to product improvement, Maxiplus reserves the right to change product specifications at any time without notice. THE COLOUR CHART PROVIDES A GUIDE ONLY. COLOUR ACCURACY CANNOT BE GUARANTEED BECAUSE OF LIMITATIONS IN THE PRINTING PROCESS.